

NeatNick™

Sweeping Action Heel Lancet

REF 1030085

Full-Term

For Babies Weighing
MORE THAN
1,800-2,000 grams
(4-5 lbs)
Mango Orange

Length 2.5mm-3.0mm
Depth 1.0mm-1.25mm



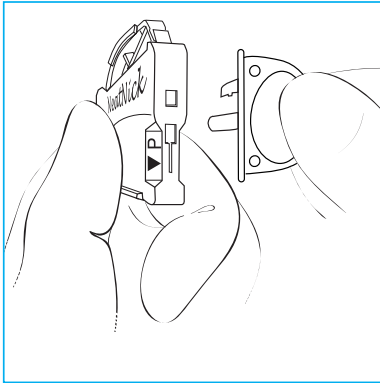
REF 1030083

Preemie

For Babies Weighing
LESS THAN
1,800-2,000 grams
(4-5 lbs)
Lime Green

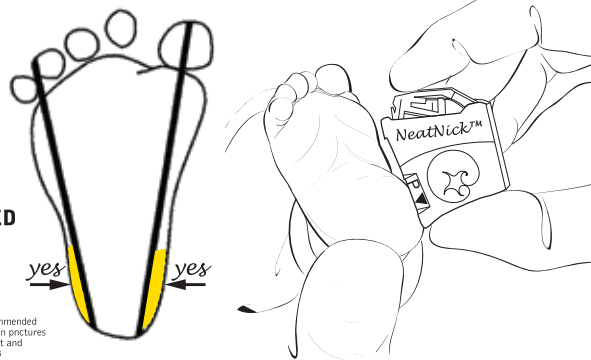
Length 1.75mm-2.25mm
Depth .85mm-1.0mm

INSTRUCTIONS FOR USE



SELECT A SAFE SITE...

SHADED AREA IS CONSIDERED SAFE FOR HEEL STICKS¹



1. Blumenfeld, et al, 1979. Recommended site and depth of newborn heel skin punctures based on anatomical measurement and histopathology. Lancet 1:230-233

1. Pull ring protecting internal sterile blade **STRAIGHT OUT.**
DO NOT twist ring – twisting will bend blade.



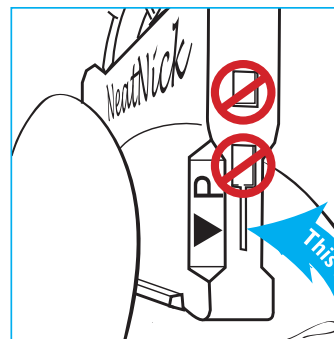
2. **SELECT A SAFE SITE:**
 - Clean the incision area of the heel with an antiseptic swab
 - Place the NeatNick arrow on the most medial or lateral parts of the heel
 - Never create an incision over a previous incision site
 - Never use on posterior curvature below Achilles tendon where bone is closest to skin and never on the arch of foot

DO NOT jam into baby's foot. Adjust pressure as needed. More pressure increases blood flow. Press trigger.

Sterile Blade • Single Use • Blade Retracts and Locks After Use • Latex-Free
Controlled Depth of Incision Comparable to Other Automated Heel Lancets



Sterile blade when protective ring is in place. Do not use if protective ring has been removed. Handle all biologic samples and blood collection "sharps" according to the policies and procedures of your facility. Discard all blood collection "sharps" in biohazard containers approved for their disposal.



Note blade path.▶

This is the blade path!

Important!
DO NOT twist ring.
DO NOT jam into baby's foot.
Adjust pressure as needed

